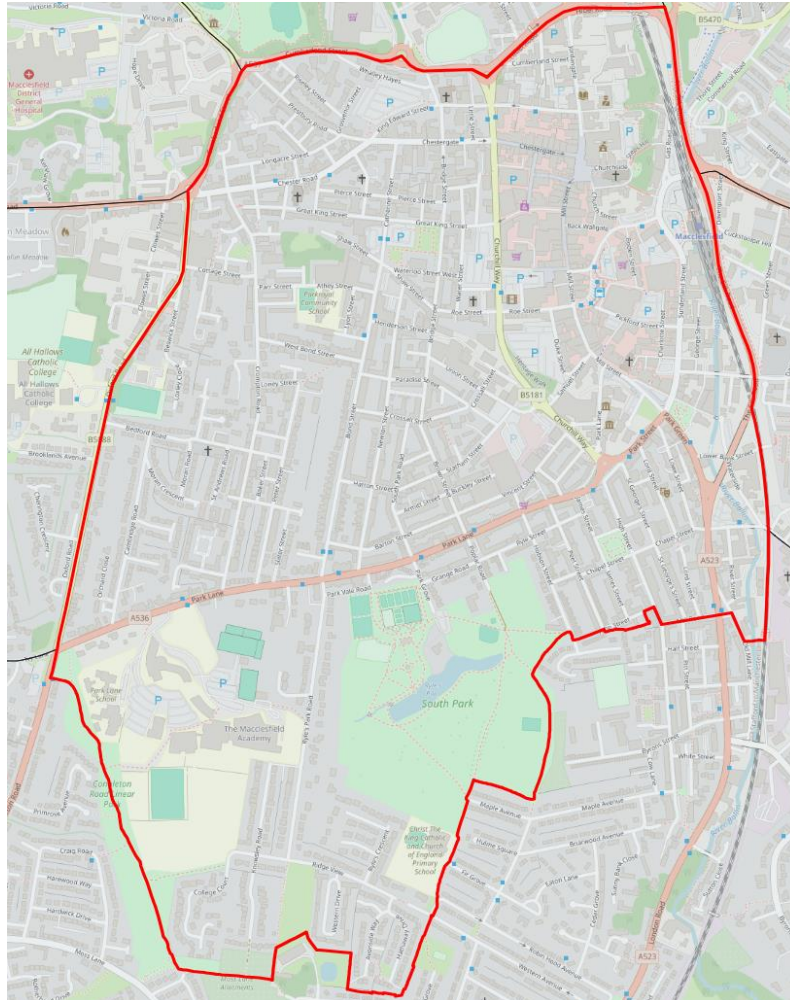




**LOCATION:** Macclesfield Central, Macclesfield, Cheshire East (map below)



**DATE REQUEST MADE:** 17/03/2025

**REQUEST MADE BY:** Insp Richard Haque, Cheshire Constabulary

**REPORTING PERIOD:** 01/01/2021 – 31/03/2025

**DATA SOURCES:** SAAB Safe (incident data) and Niche (crime data)

**Handling Instructions:** This information has been provided for a specific policing purpose; please consider this when making decisions about further dissemination.

**Data Caveats:** The data in the following report was run on **23/04/2025** and will therefore be subject to change in line with updates made to the live source systems and/or system recording backlogs (particularly more recent crime records).

The date periods referenced throughout this report are based on the date and time the occurrence/incident was entered onto the source systems.

Data was abstracted via a Power BI app with an ACL (Access Control Level) of 0, therefore any SAAB Safe Incident records and Niche crimes with a higher ACL applied to them will not appear in the data.

**Method:** A report was run via Power BI to extract information from the Constabulary's Niche crime recording system, this was then filtered by Location for the specified areas using the incident/crime address.

Due to the purpose of this request only specific crime and incident types have been included. These have been agreed as:

- Alcohol related crime<sup>1</sup>
- Anti-Social Behaviour incidents (Closing type), including Alcohol related ASB incidents<sup>2</sup>

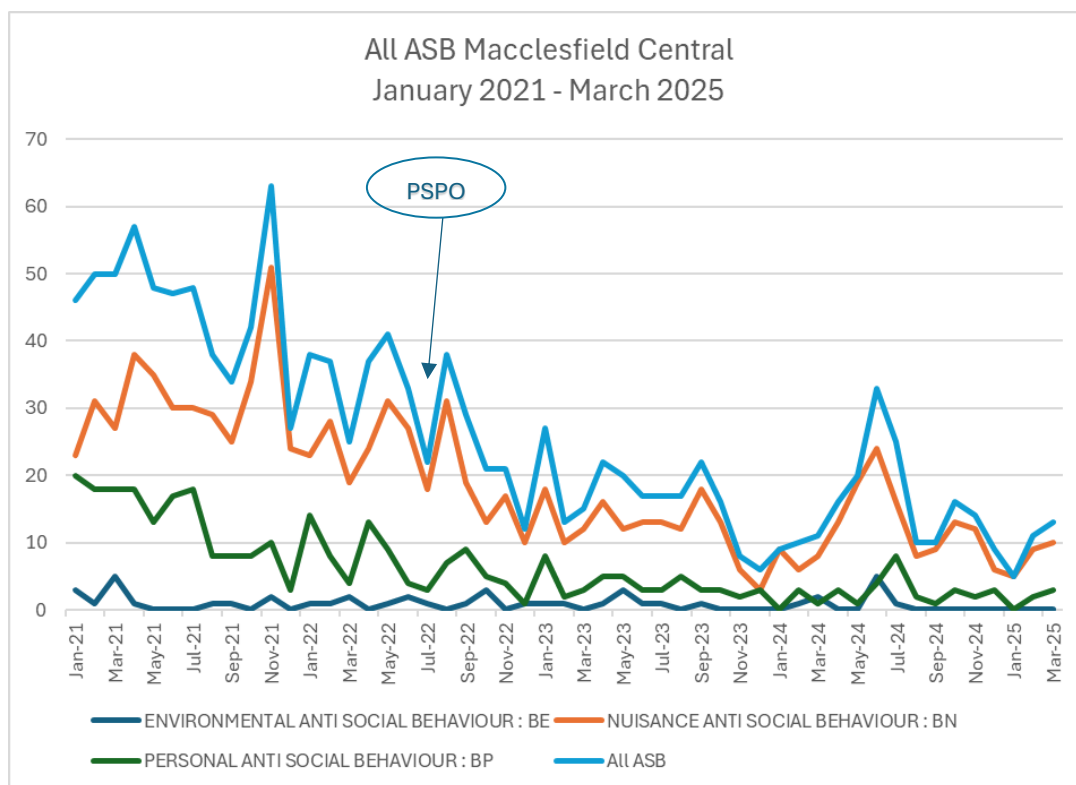
The following questions were asked to gather information to support a Public Space Protection Order (PSPO) within the location.

1. Provide data from POWERBI showing ASB type offences trend from 2021 (12 months prior to the PSPO) – current date inside the PSPO restriction area. (my assumption is that there will be reduction in ASB)

---

<sup>1</sup> This flag relies on the presence of a "Alcohol" qualifier or "Affected by alcohol", "Affected by alcohol and drugs" or "Affected by alcohol and solvents" being selected in the crime on Niche)

<sup>2</sup> This relies on the call taker adding the "QAL: ALCOHOL - WHERE CONSUMPTION HAS HAD AN IMPACT" qualifier to the incident. True numbers could be higher or lower than what is recorded)



ASB volumes show a downwards linear trend from January 2021 to March 2025, you can see from the graph that there were higher volumes in the months prior to the implementation of the PSPO in July 2022, the same trend is observed for each ASB type. A reducing trend is also seen when reviewing yearly volumes.

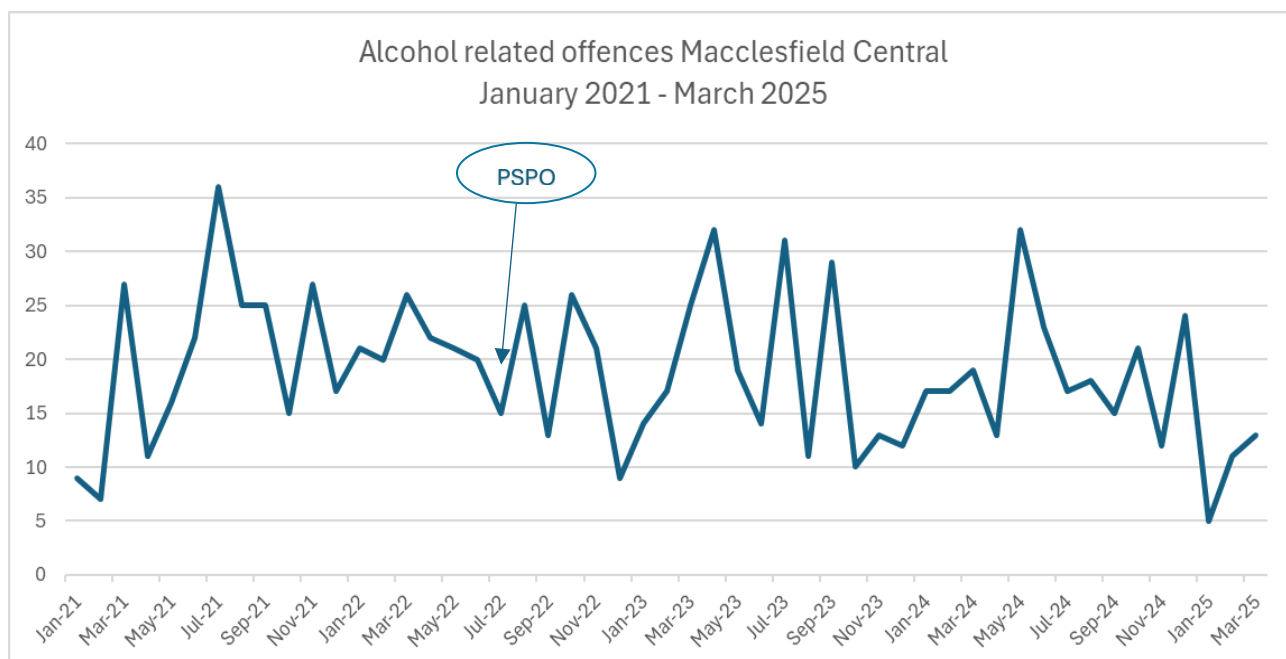
Year	ENVIRONMENTAL ANTI SOCIAL BEHAVIOUR: BE	NUISANCE ANTI SOCIAL BEHAVIOUR: BN	PERSONAL ANTI SOCIAL BEHAVIOUR: BP	Grand Total
21	14	377	159	550
22	13	260	81	354
23	9	146	45	200
24	9	143	31	183
25 (ending March)	0	24	5	29
Grand Total	45	950	321	1316

In 2021 there was an average of **46** ASB incidents per month, this reduced to **30** in 2022, **17** in 2023 and **15** in 2024.

A reduction in ASB is however not isolated to the Macclesfield Central Police Beat alone, reductions have also been observed across the whole of Cheshire East and across the Force area. It is important to consider that factors other than the PSPO could have impacted volumes.

Alcohol related ASB incidents accounted for 8% (46 incidents) of all ASB in 2021, this rose to 12% (42 incidents) in 2022, it however dropped to 11% (22 incidents) in 2023 and 10% (18 incidents) in 2024. For 2025 so far (ending March) Alcohol related ASB incidents accounted for just 7% (2 incidents) of all ASB.

2. Provide data from POWERBI showing Alcohol related offences trend from 2021 – current date inside the PSPO restriction area. (my assumption is that there will be a reduction)



Alcohol related offences show a steady trend from January 2021 to March 2025.

From when the PSPO was implemented in July 2022 there is actually an increase in a number of months following, these spikes however occur at similar points throughout the years and mostly within the summer months, as such seasonal trends should be considered.

Similar volumes were recorded when reviewing yearly totals.

Year	Grand Total
<b>21</b>	237
<b>22</b>	239
<b>23</b>	227
<b>24</b>	228
<b>25 (Ending March)</b>	29
<b>Grand Total</b>	<b>960</b>

Steady yearly volumes are supported by the average in 2021 & 2022 for Alcohol related offences being **20** per month, and this only slightly reducing to **19** per month in 2023 & 2024.

3. Provide occurrences of urinating/defecating in the restricted area between 2021 – current date.

Whilst this is a criminal offence it isn't a notifiable one, which means it isn't present on Power BI. A front-end search of Niche for 162/10 (NONCRIME: Urinating in a street in public place in contravention of byelaw) was completed however there were none for the period 01/01/2021 to 31/03/2025.

4. Provide data of the number of PSPO breaches Cheshire Constabulary have dealt with since 18th July 2022 – present date.

A front end search of Niche for 104/44 (NONCRIME: Fail to comply with a public space protection notice) was completed however there were none for the period 01/01/2021 to 31/03/2025.

A Problem solving occurrence was however provided, this was created on the 11/03/2023 and closed on 17/01/2025, the occurrence entry log has been reviewed, entries made related to the following;

- x5 people warned regarding the PSPO in place
- x2 linked occurrences for a breach
- x1 relating to urination
- x3 relating to rough sleepers/tents
- x2 relating to open containers
- x3 relating to police patrols
- x1 relating to continued drinking despite officer request to discard
- x2 relating to cans emptied
- x3 alcohol surrendered
- x1 individuals intoxicated within the area
- x1 individuals found with unopened cans